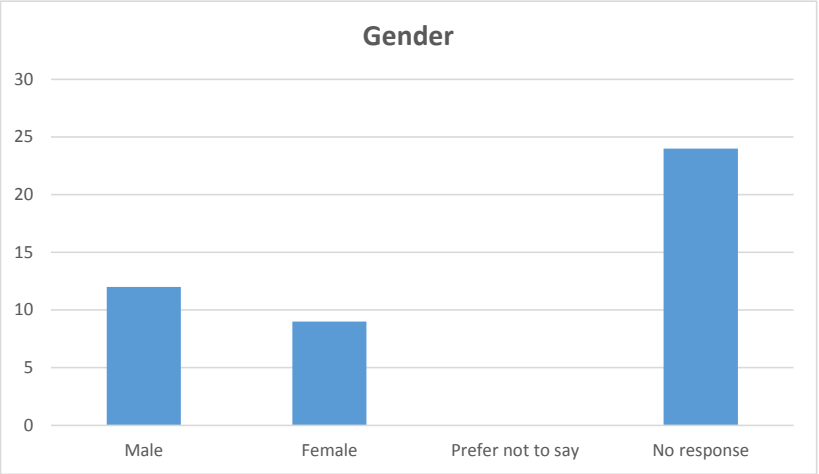
Gender
30
25
20
15
10
5
0
Male
Female
Prefer not to say
No response

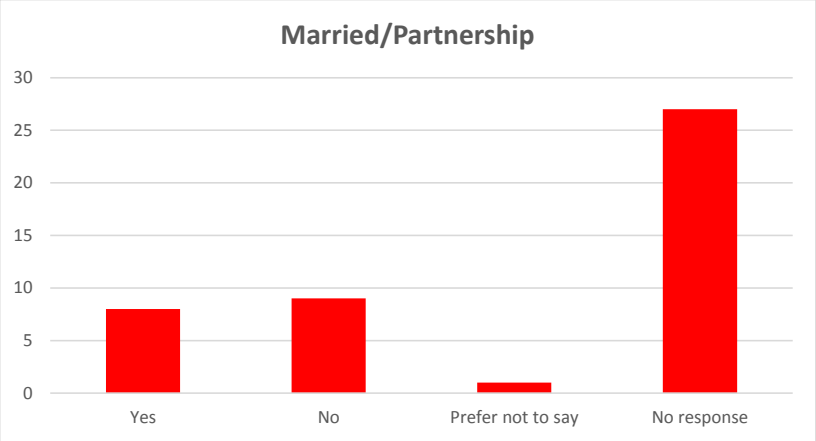
Married/Partnership
30
25
20
15
10
5
0
Yes
No
Prefer not to say
No response

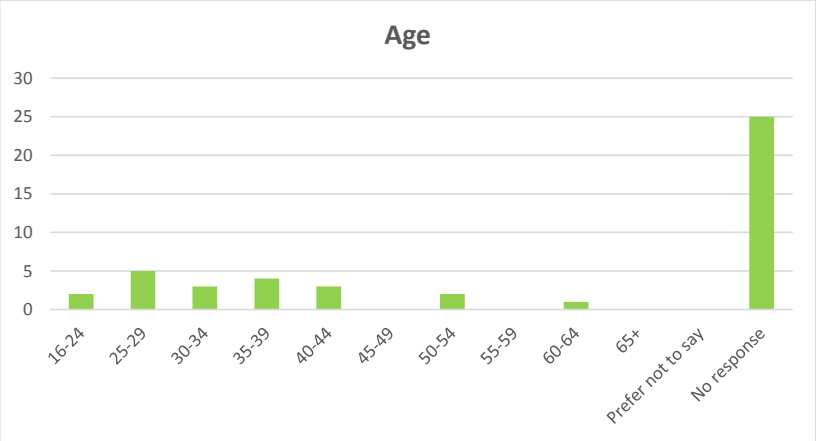
Age
30
25
20
15
10
5
0
16-24
25-29
30-34
35-39
40-44
45-49
50-54
55-59
60-64
65+
Prefer not to say
No response

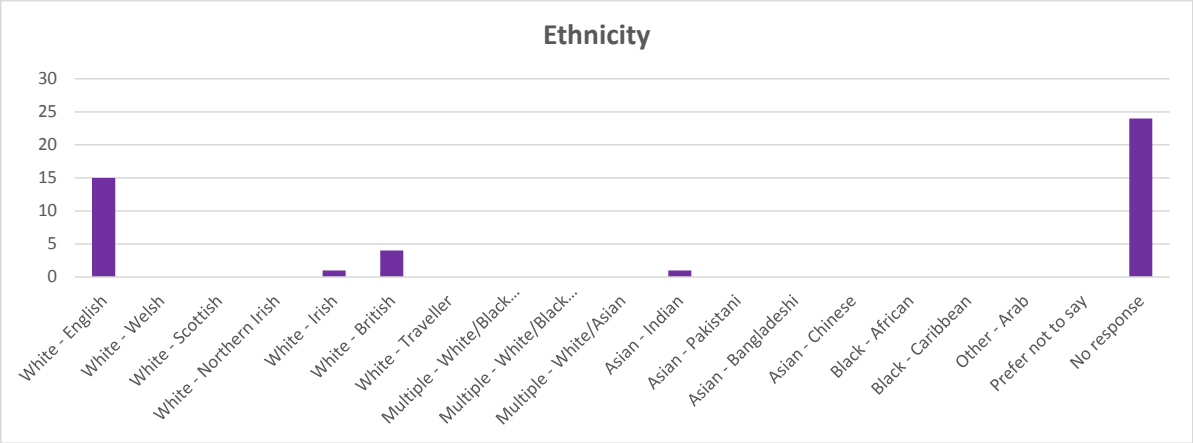
Ethnicity
30
25
20
15
10
5
0
White - English
White - Welsh
White - Scottish
White - Northern Irish
White - Irish
White - British
White - Traveller
Multiple - White/Black...
Multiple - White/Black...
Multiple - White/Asian
Asian - Indian
Asian - Pakistani
Asian - Bangladeshi
Asian - Chinese
Black - African
Black - Caribbean
Other - Arab
Prefer not to say
No response

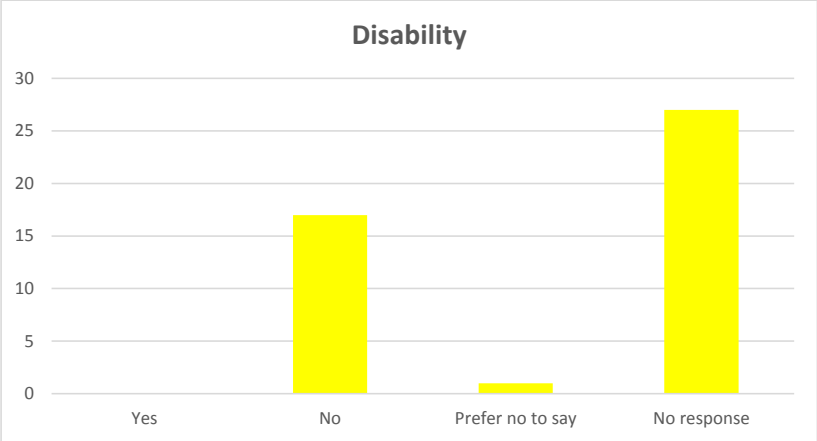
Disability
30
25
20
15
10
5
0
Yes
No
Prefer no to say
No response

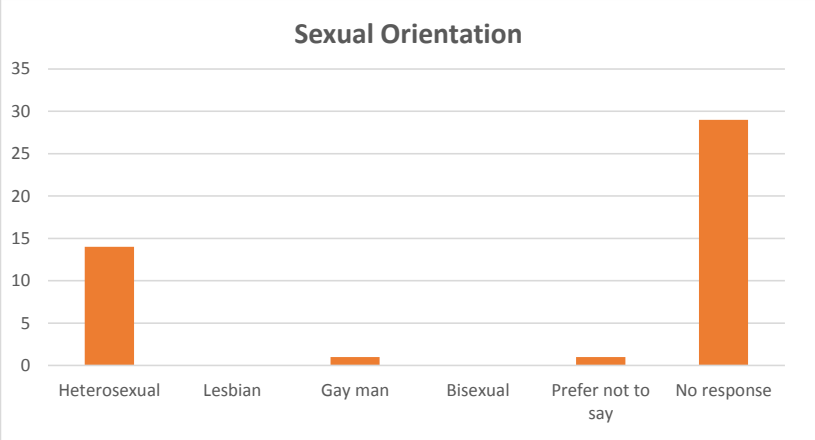
Sexual Orientation
35
30
25
20
15
10
5
0
Heterosexual
Lesbian
Gay man
Bisexual
Prefer not to say
No response

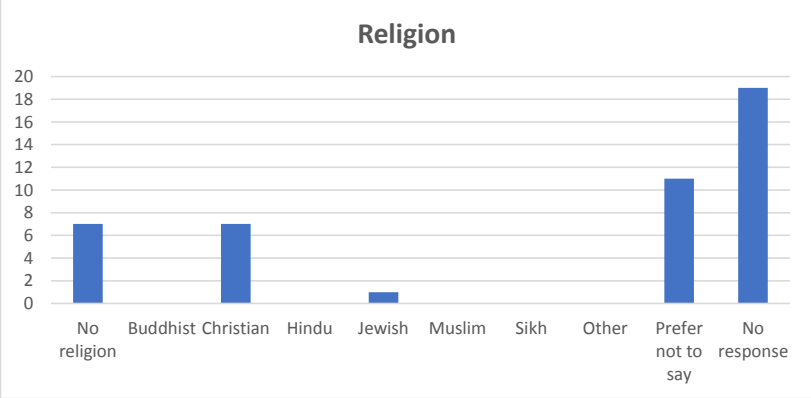
Religion
20
18
16
14
12
10
8
6
4
2
0
No religion
Buddhist
Christian
Hindu
Jewish
Muslim
Sikh
Other
Prefer not to say
No response

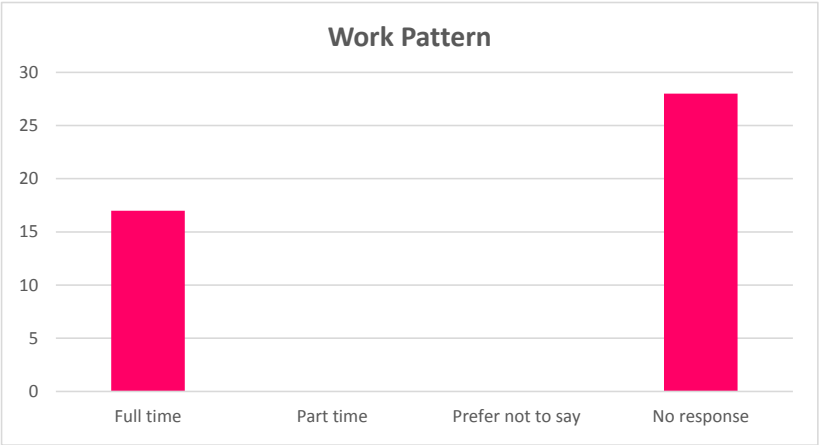
Work Pattern
30
25
20
15
10
5
0
Full time
Part time
Prefer not to say
No response

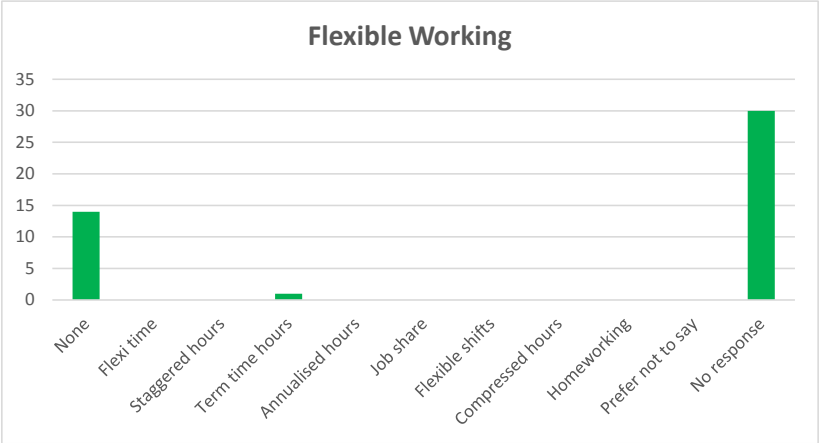
Flexible Working
35
30
25
20
15
10
5
0
None
Flexi time
Staggered hours
Term time hours
Annualised hours
Job share
Flexible shifts
Compressed hours
Homeworking
Prefer not to say
No response

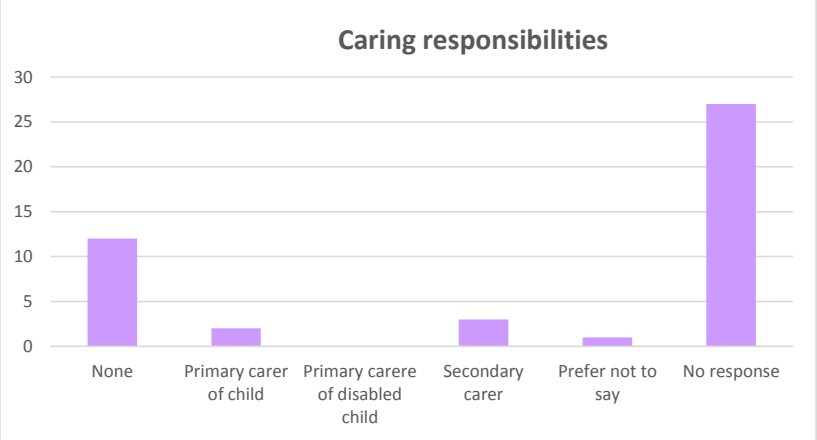
Caring responsibilities
30
25
20
15
10
5
0
None
Primary carer of child
Primary carere of disabled child
Secondary carer
Prefer not to say
No response